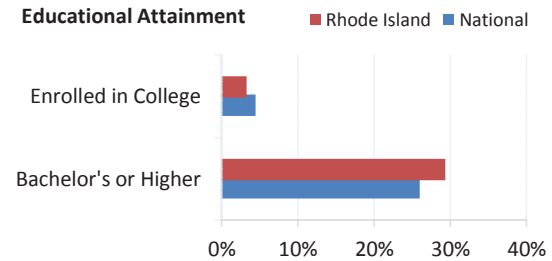
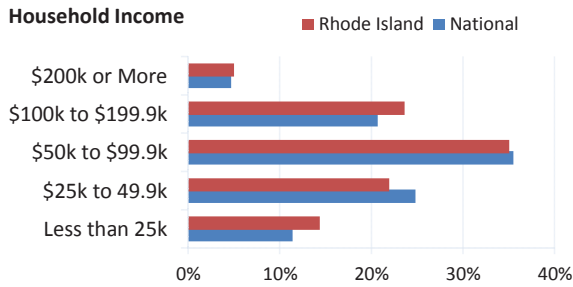
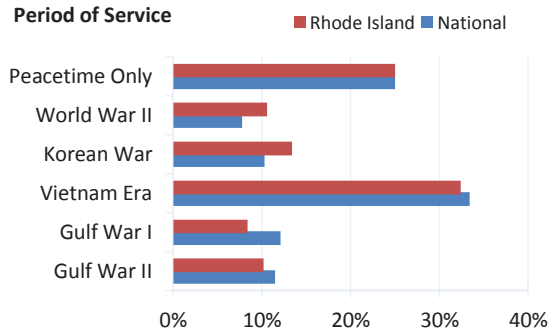
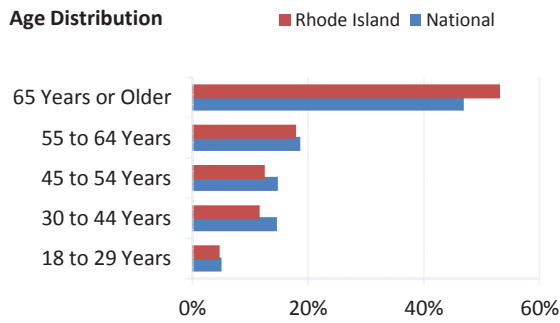


VA Facilities (FY 2016)	Rhode Island	National
Number of Inpatient Care Sites	1	155
Number of Outpatient Care Sites	2	1,028
Number of Vet Centers	1	300
Number of VBA Regional Offices	1	55
Number of National and State Cemeteries	1	243

VA Expenditures FY 2016 (in thousands)	Rhode Island	National
Compensation & Pension	\$ 242,773	\$ 84,028,287
Construction	\$ 1,762	\$ 1,708,038
Education & Voc Rehab/Employment	\$ 44,164	\$ 13,838,235
General Operating Expenses	\$ 25,823	\$ 7,898,122
Insurance & Indemnities	\$ 5,754	\$ 1,612,962
Medical Care	\$ 229,229	\$ 63,473,220



Veteran Population (FY 2016)	Rhode Island	National
Number of Veterans	65,470	20,392,192
Percent of Adult Population that are Veterans	7.91%	6.60%
Number of Women Veterans	5,034	1,860,516
Percent of Women Veterans	7.69%	9.12%
Number of Military Retirees	5,435	2,129,774
Percent of Veterans that are Military Retirees	8.30%	10.44%
Number of Veterans Age 65 and Over	34,808	9,560,748
Percent of Veterans Age 65 and Over	53.17%	46.88%



VA Healthcare and Benefits (FY 2016)	Rhode Island	National
Number of Veterans Receiving Disability Compensation	12,306	4,356,443
Number of Veterans Receiving Pension	858	288,710
Number of Dependency & Indemnity Comp Beneficiaries	1,165	399,237
Number of Education Beneficiaries	2,197	927,012
Number of Enrollees in VA Healthcare System	27,897	8,873,885
Number of Unique Patients Treated	19,532	5,882,889



Population Change	Rhode Island	National
Veteran Population FY 2015	68K	20.8M
Veteran Population FY 2045	27K	12M
Annual Percentage Change	-2.97%	-1.8%

Rhode Island	9/30/2015	9/30/2020	9/30/2025	9/30/2030	9/30/2035	9/30/2040	9/30/2045
Age	Less than 40	8,187	7,723	7,161	6,632	6,538	6,574
	40-64	23,355	19,282	15,212	12,636	11,274	10,045
	65+	36,200	29,947	25,780	21,786	17,488	13,574

Rhode Island	9/30/2015	9/30/2020	9/30/2025	9/30/2030	9/30/2035	9/30/2040	9/30/2045
Gender	Male	62,715	51,920	43,110	35,991	30,224	25,700
	Female	5,026	5,032	5,043	5,063	5,076	5,066

Rhode Island	9/30/2015	9/30/2020	9/30/2025	9/30/2030	9/30/2035	9/30/2040	9/30/2045
Period of Service	WWII	4,027	1,216	233	28	2	0
	Korea	7,252	4,020	1,678	481	91	11
	Vietnam	22,470	18,611	14,535	10,330	6,324	3,125
	Gulf War	18,984	20,506	20,835	19,735	18,258	16,565

Rhode Island	9/30/2015	9/30/2020	9/30/2025	9/30/2030	9/30/2035	9/30/2040	9/30/2045
Race	White, Not Hispanic	60,755	50,249	41,600	34,512	28,714	24,096
	Minority	6,986	6,703	6,553	6,542	6,586	6,670

Note: Minorities are all races/ethnicities except non-Hispanic White Veterans

